

# SYMBOL CARDS

*Symbol cards are a great way to encourage conversation, openness and vulnerability in a small group setting. Using imagery as a conversation starter encourages people to open up and push past the surface-level much quicker and easier.*

*Symbol cards are a great tool to add to your ministry kete - **this set is created with kids in mind but can be used with any age or group!***

## How to use:

- > **Start by asking your group a question.** (*i.e. How is your week going? What does Jesus mean to you? What are you most looking forward to?*)
  - > **Ask each person to choose a card that symbolises their answer/thoughts.**
  - > **Take turns sharing about each of your cards / answers.**

## How to print:

- > With this PDF file open, select **File > Print**
- > In the Print Settings/Print pop-up, look for **Page Sizing & Handling** (or equivalent) and select **'Multiple'** and then **'Pages per sheet: 6'**
- > Make sure it is set to **'Colour'** under Properties > Output Colour, then **PRINT and CUT** (use the grey circle as your edge guide)

*We recommend using card to print!*





1








































































30




































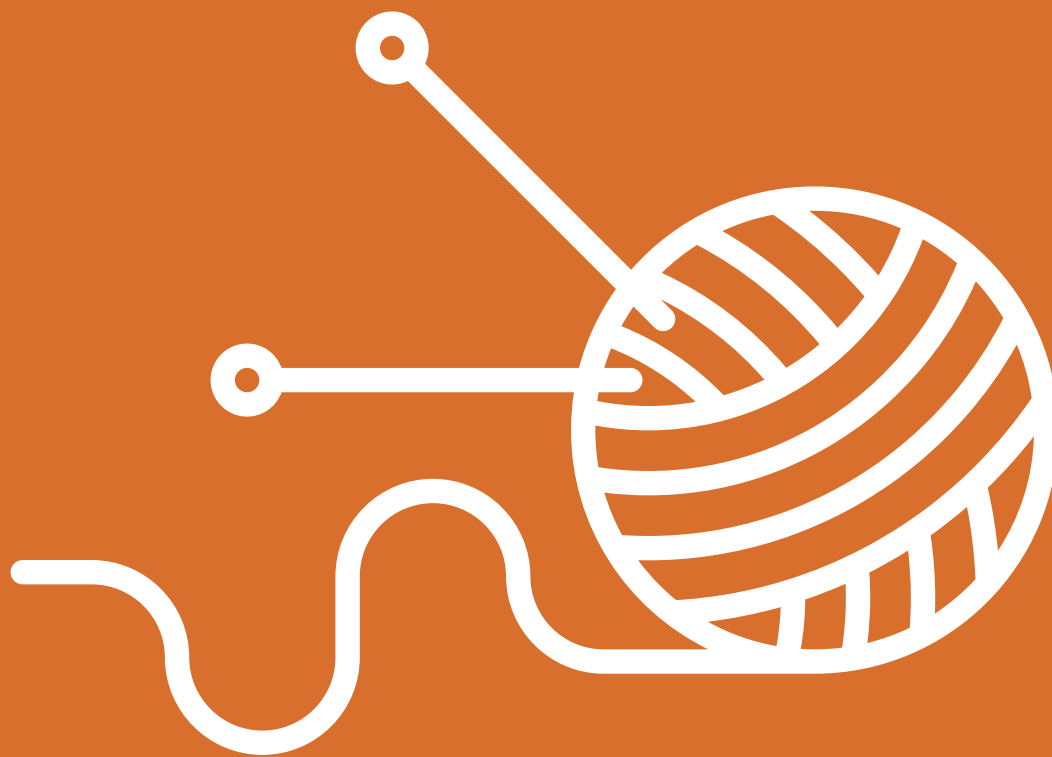














50